

ZKYJ1-40系列变压器用气体继电器

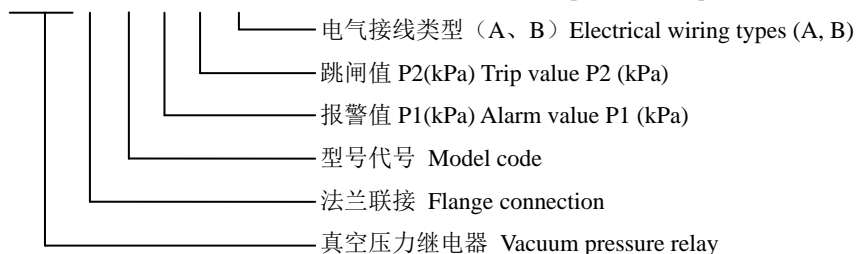
ZKYJ1-40 series gas relay for transformers

一、产品简介与型号说明: Product Introduction and Model Description

ZKYJ1-40型变压器真空压力继电器是全密封变压器的专用压力保护继电器,可对变压器提供瓦斯气体超压保护。本产品适用于油浸式变压器、电力电容器、电抗器及其它密闭的油浸式电器油箱;为检测油箱内压力的电器保护装置,当油箱内瓦斯气体达到报警(跳闸)值时,继电器动作发出报警(跳闸)信号。

ZKYJ1-40 transformer vacuum pressure relay is a dedicated pressure protection relay for fully sealed transformers, which can provide gas overpressure protection for transformers. This product is suitable for oil immersed transformers, power capacitors, reactors, and other sealed oil immersed electrical oil tanks; To detect the electrical protection device for the pressure inside the fuel tank, when the gas in the tank reaches the alarm (trip) value, the relay will activate and send out an alarm (trip) signal.

ZKYJ 1 -40/□-□-□-□—三防要求加标 TH Three-protection requirements with TH



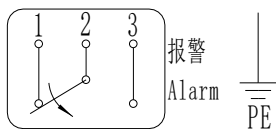
标注实例: ZKYJ1-40/30-35-B TH 表示报警压力值为 30kPa, 跳闸压力值 35kPa 的变压器用 40 孔径真空压力继电器, 联接方式为: 法兰联接, 电气接线类型为: B 型, 三防功能真空压力继电器。

Example annotation: ZKYJ1-40/30-35-B TH indicates that a transformer with an alarm pressure value of 30kPa and a trip pressure value of 35kPa is equipped with a 40 aperture vacuum pressure relay. The connection method is flange connection, and the electrical wiring type is B-type, with a three proof function vacuum pressure relay.

使用范围: (a). 安装位置: 安装于箱盖顶部或侧壁。(b). 环境要求: $-30^{\circ}\text{C}\sim+70^{\circ}\text{C}$ (可根据用户需求定制最高可支持 $-45^{\circ}\text{C}\sim+70^{\circ}\text{C}$); 工作环境要求: $-30^{\circ}\text{C}\sim+115^{\circ}\text{C}$ (可根据用户需求定制最高可支持 $-45^{\circ}\text{C}\sim+115^{\circ}\text{C}$); (c). 相对湿度: $+20^{\circ}\text{C}$ 时, 不大于 95%; (d). 防护等级: IP55 (可根据用户需求定制)。适用范围: 海拔 $0\sim 4000\text{m}$; (e). 接点容量: AC 220V/3A、DC 220V/0.5A; (f). 工频耐压: 常开接点 2000V, 1min, 常闭接点或单刀双掷接点: 相间 1000V, 1min, 对地 2000V, 1min; (g). 绝缘性能: 常开接点 2500V, $500\text{M}\Omega$, 常闭接点或单刀双掷接点: 相间 1000V, $500\text{M}\Omega$, 对地 2500V, $1000\text{M}\Omega$ 。

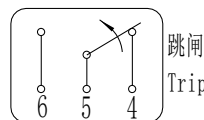
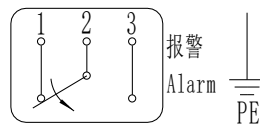
Scope of use: (a). Installation position: Installed on the top or side wall of the box cover. (b) Environmental requirements: -30°C to $+70^{\circ}\text{C}$ (can be customized according to user needs to support up to -45°C to $+70^{\circ}\text{C}$); Work environment requirements: $-30^{\circ}\text{C}\sim+115^{\circ}\text{C}$ (customizable according to user needs, can support up to $-45^{\circ}\text{C}\sim+115^{\circ}\text{C}$); (c) Relative humidity: not exceeding 95% at $+20^{\circ}\text{C}$; (d) Protection level: IP55 (Customizable according to user requirements). Scope of application: Altitude $0\sim 4000\text{m}$.; (e) Contact capacity: AC 220V/3A、DC 220V/0.5A; (f) Power frequency withstand voltage: normally open contact 2000V, 1min, normally closed contact or single pole double throw contact: phase to phase 1000V, 1min, ground 2000V, 1min; (g) Insulation performance: normally open contact 2500V, $500\text{M}\Omega$, normally closed contact or single pole double throw contact: phase to phase 1000V, $500\text{M}\Omega$, ground 2500V, $1000\text{M}\Omega$.

二、电气接线图: Electrical wiring diagram



ZKYJ1-40/P-A 接线图

ZKYJ1-40/P-A wiring diagram



ZKYJ1-40/P1-P2-B 接线图

ZKYJ1-40/P1-P2-B wiring diagram

图 1 ZKYJ 真空压力继电器电气接线图

Figure 1 Electrical wiring diagram of ZKYJ vacuum pressure relay

三、安装尺寸图: Drawing

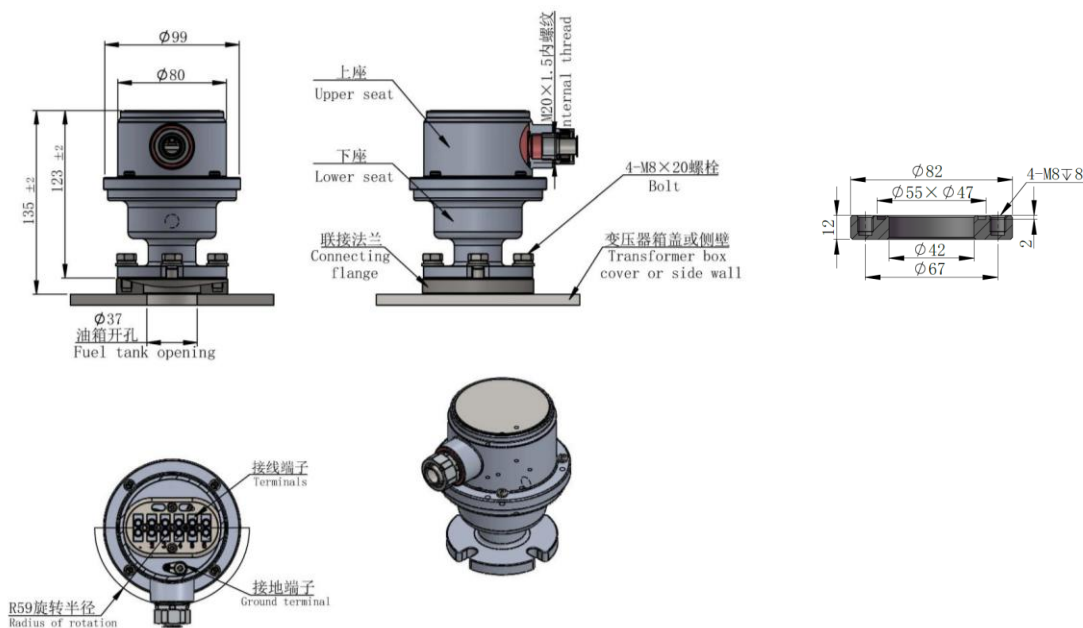
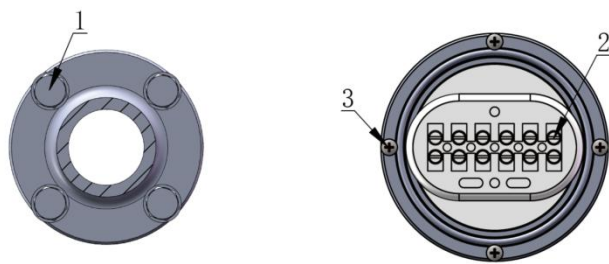


图 2 ZKYJ 真空压力继电器外形尺寸图



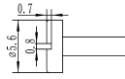

Figure 2: Dimensions of ZKYJ Vacuum Pressure Relay

色卡编号 Color card No	颜色 Color	可选性 Optionality of choice
RAL7035	浅灰色 Light grey	默认 (Default)



扭矩参考表

Torque Reference Table

序号 Number	装配位置 Assembly position	螺纹规格 Thread specification	推荐扭矩 Recommended torque	装配工具规格 Assembly tool specification		备注 Notes
1	法兰安装孔 Flange installation hole	M8 螺栓 bolt	11~14Nm		13mm	
2	接线端子 Connecting terminal	M3	0.5~1Nm			建议手动安装 Suggest manual installation
3	接线盒盖 Terminal box cover	M4	1.5~2Nm		PH2	建议手动安装 Suggest manual installation